


User guide

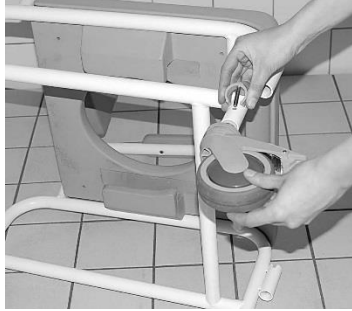
Height adjustable shower/commode chair M2 Chair for washing/toileting purposes

Locking the wheels



Before you use the chair for bathing/showering you must make sure you apply the brake on all four wheels.


The height is adjusted this way



Lock all four wheels (by pressing down the grey plate on the wheels).
Lay down the chair.
Take the clips out of the leg, which is to be adjusted.
Take hold of the wheel and move it until the leg fits with a hole for the right height.
All 4 wheels should be placed in the same height.

Put the clips back again and repeat the procedure with the other wheels. (Turn the chair over to adjust the height on the last two wheels).

Mounting of foot rests on the shower/commode chair



Adjust the height of the footrests by taking the clips out, placing the footrests in the wished position, and last put the clips back again.

Disassembly of armrests



See picture to disassembly the armrests.

Removal of bucket



When sliding the bucket of the chair, it is important to slide it straight backwards, along the seat. Otherwise it can be very difficult to get the bucket of the chair.

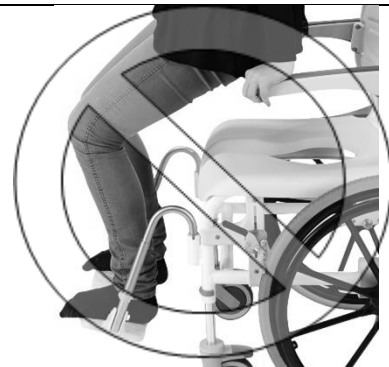
WARNING



DO NOT SIT ON THE OUTER 10 CM OF THE SEAT THAT THE CHAIR CAN TIP FORWARD.



DO NOT STAND ON THE FOOTRESTS



Art. No.: 310035/ 310036/ 310027/ 310028/ 310034/ 310091

Max. Load: 150 kg

Attention: Push the Clips to the bottom when adjusting heights.

2 Years complaint rights against manufacturing errors.

Terms of claim for frame.

HMN grants 5 years claim rights against frame break-down for all M2 Shower/commode chairs and stainless steel shower stools. The warranty applies for production and material break downs, and can only be used if the products have been in normal use. Please note that the normal wear is not included in the warranty.

Cleaning:

The product can be cleaned with regular cleaning without non-abrasive detergent. Wash and dry the product after the cleaning. The product can be washed up to 85° degrees in 3 minutes.



This product is CE marking which means the product complies with EU legislations and enables the free movement of the product in the European market.

09.10.15

Spare parts

Art. No.	Description	Art. No.	Description
310340	Standard seat	310064	100 mm wheel with leg, 1 pcs.
310342	Seat with X-large hole	800042	100 mm wheel with leg, set with 4 pcs.
310341	Seat lid, standard	310073	Grey ferule for flat armrests
310343	Seat lid for seat with X-large hole	310074	Grey ferule for round armrests
310065	Clips for height adjustment, grey	800245	Grey ferule for flat oval armrests
310165	Clips for height adjustment, magenta	310068	Armrests, straight going to the side, set with 2 pcs.
800181	Pu foam pillow for armrests, straight armrests, set	310069	Armrests, curved, set with 2 pcs.
800241	Pu foam pillow for armrests, curved, set	310070	Armrests, straight going to the side with pu foam, 2 pcs.
800012	Screw for fastening of armrest pillows	310071	Armrests, curved with pu foam
310076	Nylon bush for armrests	800081	Armrests for M2-small set withy 2 pcs. With pu foam
310066	Armrests for straight up, set	310065	Clips for height adjustment, grey
310067	Armrests for straight up with pu foam, set	310165	Clips for height adjustment, magenta